

# MOTORISE

## INSTALLATION INSTRUCTIONS DASHBOARD SUNSHADE

- **MODEL:** CF MOTO 650MT 20-24
- **PRODUCT CODE:** 000028



### 1. PRODUCT DESCRIPTION

- The dashboard sunshade reduces glare and improves visibility of the instrument panel in bright light. It also gives the motorcycle a sleek, custom look.

### 2. SAFETY INSTRUCTIONS

- Make sure the motorcycle is parked and the ignition is off. ⚠
- Wear gloves to protect your hands. ⚠
- Do not ride the motorcycle until installation is fully complete and secure. ⚠

### 3. TOOLS REQUIRED

- Cleaning cloth
- Adhesive activator (optional)

### 4. KIT CONTENTS

- 1x Dashboard sunshade
- Pre-installed double-sided adhesive tape




### 5. INSTALLATION STEPS

- Step 1: Park the motorcycle on level ground with the ignition off. ⚠
- Step 2: Clean the dashboard area using a cloth or alcohol wipe.
- Step 3: Test-fit the sunshade before removing adhesive backing.



Step 4: Peel adhesive, align, and press firmly for 30–60 seconds.



Step 5: Double-check for full adhesion and fitment.



## 6. AFTER INSTALLATION

- Do not expose to water or heat for 24 hours.
- Avoid removing and reapplying the sunshade.
- Store this manual for future use.





## 7. VIDEO TUTORIAL

- Scan the QR code below to watch the installation video or use the link:







[INSTALLATION VIDEO](#)  YouTube

## 8. CONTACT

-  Kennedy 45, 13123, Ilion, Athens, Greece
-  +30 210 263 95 32
-  [info@motorise.eu](mailto:info@motorise.eu)
-  [www.motorise.eu](http://www.motorise.eu)

### **Symbols explained:**

Your safety and other people's safety is very important to us. To help you install properly the equipment please follow safety messages and information.

-  **WARNING!** Risk of injury or fatal injury if you don't follow the instructions
-  **CAUTION!** You can be hurt if you don't follow the instructions
-  **ATTENTION!** Special notes for installation. If you don't follow you may damage the vehicle or the equipment
-  **NOTICE** Specified instructions on how to proceed with installation

**MOTORISE** recommends that installation should be done by a professional in a workshop to avoid incorrect installation which can lead to safety risk.

