





COSMO


motorcycle innovating products



Installation Instructions
SKIDPLATE
TRK702 2023+




Step 1: Remove the 4 bolts seen in the above photos in order to remove the stock skidplate.



Step 2: Install the bracket as seen in the above photo. Use the supplied bolts.



Step 3: Install the front bracket as seen in the above photo.



Step 4: Install skidplate to the brackets