




Model	Product	code
SUZUKI DL 650 VSTROM 2016	RADIATOR GRILL	RG- SDL650/16+




**CONTENTS**


- 1 X screws (M6X16)
- 1 X safe nuts (M6)
- 1 X Washer (6X18)
- 8 X Duct tape
- 2 X pieces Tairaps




Stick the foam stickers on the back side of the radiator grill and pass the bindings as indicated in the photograph.



Remove the screw that holds the radiator on the bottom and the rusk (the rusk is removed as indicated in the photograph)



Fitt the grill and screw it on the bottom with a new screw and the rusk. Do not tighten it, just pass it so it will keep the grill at its position.



After that pass the bindings behind the bases of the radiator align the grill and tight them. Then thight the bottom screw and cut the rest of the bindings.



The product is for race use only

For any further information please do not hesitate to contact us: Tel.: +30 2108075387 Email: [info@c-racer.com](mailto:info@c-racer.com)