



Model	Product	code
SUZUKI DL 650 VSTROM 2016	REAR HUGER	RH- SDL650/16+S

CONTENTS

- 1x Plasti Fender
- 1x braket support (L-SSV7)
- 5x Screws (M6X15)
- 1x Screw (M5X15)
- 4x clips M6




First remove the chain cover from the left side of the motorcycle.



From the right side remove the base that holds the tube of the back brake.



On the auxiliary base fit two of the three clips M6 as it is indicated in the picture.




Put the fender beside the chain cover and screw the screws on top in order to keep it together with the auxiliary bar the fender and the cover.


You may also open a new hold on the cover and the fender and make a ensemble. That is why we have the extra bolts and brackets in the package.



Model	Product	code
SUZUKI DL 650 VSTROM 2016	REAR HUGER	RH- SDL650/16+S



Fit the fender on the correct side, from the right side it should be under the brake tube. Please see the indicated picture.



Reattach the base of the tube and screw it with the M5X15.



After that screw the cover of the chain again. Before you tight the screws check if everything is in order and then tight them all.



The final result should look like this.
Thank you for your preference.